

Watercolor Affair

# Day #8 - Eight Maids


## A-Milking

---



[watercoloraffair.com](http://watercoloraffair.com)

Print the line drawings onto an A4 / Letter sized sheet then transfer them to watercolor paper. Use the reference images to guide you during the painting process.




EIGHT

maids a-milking

# PAINT EIGHT MAIDS A-MILKING IN 4 EASY STEPS

## STEP 1



transfer outline  
onto watercolor  
paper


# EIGHT

maids a-milking

leave highlights

## STEP 2

paint the bottle,  
label, & cap  
with a uniform  
flat wash



# EIGHT

maids a-milking




STEP 3

use a glazing technique to add "form shadows" to the bottles

# EIGHT

maids a-milking

STEP 4



add a cast shadow

add details

# EIGHT

add shadow lines and fill in the text

maids a-milking

paint list (all names refer to Daniel Smith colors)



hansa yellow deep




phthalo blue GS



phthalo green BS



burnt umber



payne's gray