


Watercolor Affair

Day #7 - Seven Swans A-Swimming



watercoloraffair.com

Print the line drawings onto an A4 / Letter sized sheet then transfer them to watercolor paper. Use the reference images to guide you during the painting process.




SEVEN

Swans a-Swimming

PAINT SEVEN SWANS A-SWIMMING IN 4 EASY STEPS

STEP 1




transfer outline
onto watercolor
paper

SEVEN

swans a-swimming

STEP 2


paint the "negative shapes"
around the swans
with horizontal
brush strokes



SEVEN

swans a-swimming

STEP 3 add the orange beaks



paint quick brush strokes to represent feather textures

SEVEN

STEP 4

swans a-swimming



add details

SEVEN

add shadow lines and fill in the text swans a-swimming

paint list (all names refer to Daniel Smith colors)



hansa yellow deep




phthalo blue GS



phthalo green BS



pyrrrol scarlet



payne's gray