

Watercolor Affair


Day #6 - Six Geese

A-Laying



watercoloraffair.com

Print the line drawings onto an A4 / Letter sized sheet then transfer them to watercolor paper. Use the reference images to guide you during the painting process.




SIX

geese a-laying

PAINT SIX GEESE A-LAYING IN 4 EASY STEPS

STEP 1



transfer outline
onto watercolor
paper



SIX
geese a-laying

paint the bodies
with a variegated wash

STEP 2



modify the bird colors
for more interest

leave white
highlights

SIX

geese a-laying

STEP 3




use a glazing technique to paint the wings & backs

SIX

geese a-laying

STEP 4



add details

SIX

add shadow lines and fill in the text

geese a-laying

paint list (all names refer to Daniel Smith colors)



hansa yellow deep




phthalo blue GS



pyrrol scarlet



burnt umber



payne's gray