


Watercolor Affair

Day #5 - Five Golden Rings



watercoloraffair.com

Print the line drawings onto an A4 / Letter sized sheet then transfer them to watercolor paper. Use the reference images to guide you during the painting process.




FIVE

golden rings

PAINT FIVE GOLDEN RINGS IN 4 EASY STEPS

STEP 1



transfer outline
onto watercolor
paper

FIVE
golden rings

leave white
highlights


STEP 2

paint the rings
with a flat wash



FIVE
golden rings

STEP 3



paint the inside surface
of the rings
with a variegated wash

FIVE

golden rings

STEP 4



add "sparkle"
details

FIVE

add shadow lines
and fill in the text

golden rings


paint list (all names refer to Daniel Smith colors)



hansa
yellow deep



quinacridone
rose



payne's
gray