

Watercolor Affair

**Day #10 - Ten Lords**


**A-Leaping**

---



[watercoloraffair.com](http://watercoloraffair.com)

Print the line drawings onto an A4 / Letter sized sheet then transfer them to watercolor paper. Use the reference images to guide you during the painting process.




TEN

lords a-leaping

# PAINT TEN LORDS A-LEAPING IN 4 EASY STEPS

## STEP 1

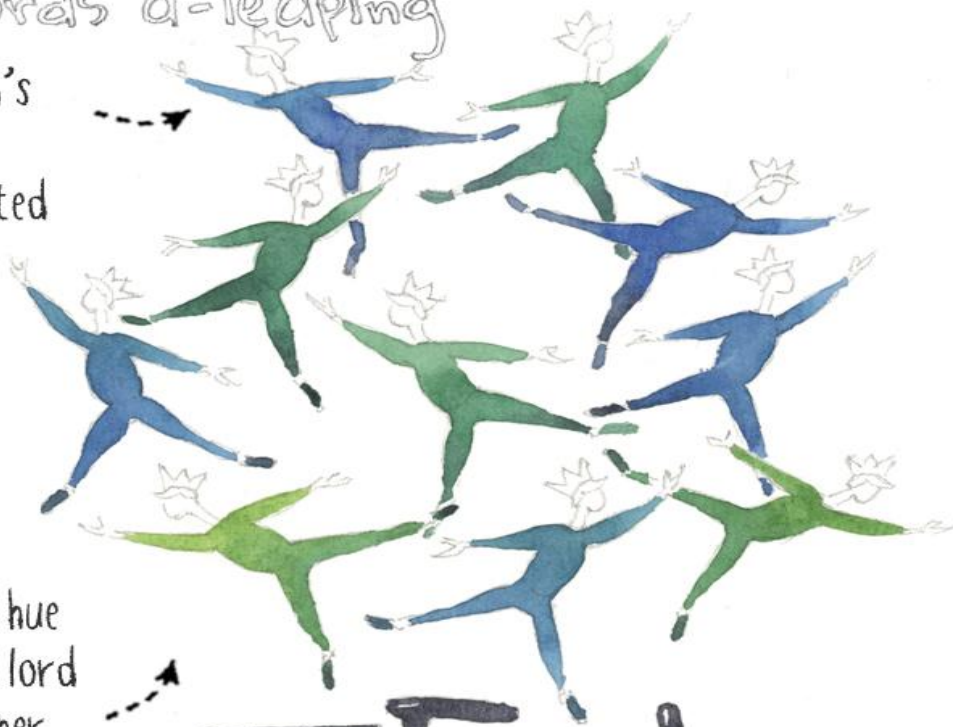


transfer outline  
onto watercolor  
paper

lords a-leaping

## STEP 2

paint the lord's  
costumes  
using a variegated  
wash

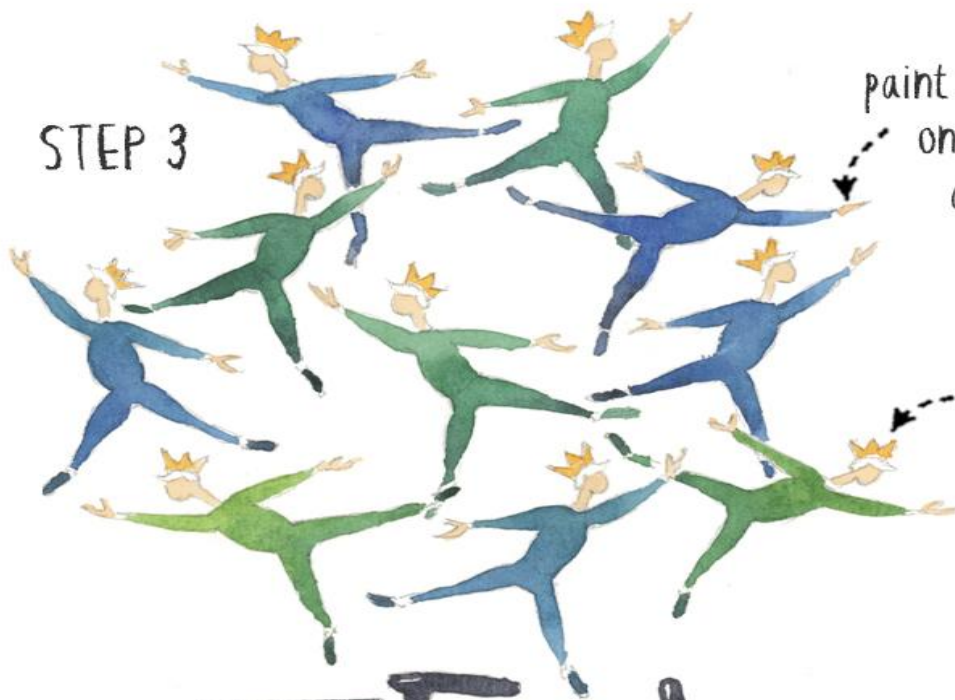


vary the hue  
from one lord  
to another

TEN

lords a-leaping

STEP 3



paint the skin tones  
on the hands  
and faces

add the yellow  
crowns

TEN

STEP 4

lords a-leaping

paint the hair



use a glazing  
technique  
to paint the legs

add shadow lines  
and fill in the text

TEN

lords a-leaping

paint list (all names refer to Daniel Smith colors)



hansa  
yellow deep



phthalo  
blue GS



phthalo  
green BS



pyrrol  
scarlet



burnt  
umber



payne's  
gray